



Dr. Babasaheb Ambedkar Marathwada University, Aurangabad

<http://bamua.digitaluniversity.ac>

Dr. Babasaheb Ambedkar Marathwada University, Aurangabad-431004, Maharashtra(India)

**Result Statistics Report**

Nov/Dec-2017 Exam E M.P.M.(with credits) - Regular - Affiliated P-2015(No Branch)- Master of Personnel Management(M.P.M.) Secor

College : (619)Radhai College,Aurangabad

Mukundwadi, Opp PVR Takies, Aurangabad , City:Aurangabad, Taluka:Aurangabad, District:Aurangabad, State: Maharashtra, Pin:431001 Aurangabad 431001

**Result Statistics**

Note:Percentage calculation is done according to the formula: (Count of Students in a category \* 100) / Total number of students

		Count	Percentage
1	Total Count of students appeared for examination (2+3)	2	
2	Total Count of students with result declared (4+5+6+7)	2	100.00
3	Total Count of student with result held back (Out of 8,9,10,11,12)	0	0.00

**Results declared**

4	Count of Passed students	2	100.00
5	Count of Failed students	0	0.00
6	Count of Failed ATKT students	0	0.00
7	Count of Absent students	0	0.00

**Result Held back students**

8	Count of students with result held back due to Unfair Means	0	0.00
9	Count of students with result held back due to Missing Data	0	0.00
10	Count of detained students	0	0.00
11	Count of Paper Not Opted students	0	0.00
12	Count of students with result Explicitly Held Back	0	0.00

**Passed students**

13	Count of students in B+	2	33.33
----	-------------------------	---	-------


**Provisionally Eligible students**

17	Count of students with Provisional Eligibility	2	100.00
----	--	---	--------

**Unfair means cases**

18	Count of students with Performance Annulled and Excluded from Examination	0	0.00
19	Count of students with No Punishment	0	0.00

Report Generated by : paithane on 19-Jan-2023 4:15:17

  
Director  
Board of Examination & Evaluation  
DR. BABASAHEB AMBEDKAR  
MARATHWADA UNIVERSITY  
AURANGABAD - 431004 (M.S. INDIA)

Page 3 of 4





Dr. Babasaheb Ambedkar Marathwada University, Aurangabad

<http://bamua.digitaluniversity.ac>

Dr. Babasaheb Ambedkar Marathwada University, Aurangabad-431004, Maharashtra(India)

### Result Statistics Report

May/Jun-2018 Exam E M.P.M.(with credits) - Regular - Affiliated P-2015(No Branch)- Master of Personnel Management(M.P.M.) Secor

College : (619)Radhai College,Aurangabad

Mukundwadi, Opp PVR Takies, Aurangabad , City:Aurangabad, Taluka:Aurangabad, District:Aurangabad, State: Maharashtra, Pin:431001 Aurangabad 431001


#### Result Statistics

Note:Percentage calculation is done according to the formula: (Count of Students in a category \* 100) / Total number of students

		Count	Percentage
1	Total Count of students appeared for examination (2+3)	10	
2	Total Count of students with result declared (4+5+6+7)	10	100.00
3	Total Count of student with result held back (Out of 8,9,10,11,12)	0	0.00
<b>Results declared</b>			
4	Count of Passed students	7	70.00
5	Count of Failed students	3	30.00
6	Count of Failed ATKT students	0	0.00
7	Count of Absent students	0	0.00
<b>Result Held back students</b>			
8	Count of students with result held back due to Unfair Means	0	0.00
9	Count of students with result held back due to Missing Data	0	0.00
10	Count of detained students	0	0.00
11	Count of Paper Not Opted students	0	0.00
12	Count of students with result Explicitly Held Back	0	0.00
<b>Passed students</b>			
13	Count of students in A	7	58.33
<b>Provisionally Eligible students</b>			
17	Count of students with Provisional Eligibility	10	100.00
<b>Unfair means cases</b>			
18	Count of students with Performance Annulled and Excluded from Examination	0	0.00
19	Count of students with No Punishment	0	0.00

Report Generated by : paithane on 19-Jan-2023 4:16:47

Page 3 of 4

  
Director  
Board of Examination & Evaluation  
DR. BABASAHEB AMBEDKAR  
MARATHWADA UNIVERSITY  
AURANGABAD - 431004 (M.S. INDIA)





Dr. Babasaheb Ambedkar Marathwada University, Aurangabad

<http://bamua.digitaluniversity.ac>

Dr. Babasaheb Ambedkar Marathwada University, Aurangabad-431004, Maharashtra(India)

### Result Statistics Report

Nov/Dec-2018 Exam E M.P.M.(with credits) - Regular - Affiliated P-2015(No Branch)- Master of Personnel Management(M.P.M.) Secor

College : (619)Radhai College,Aurangabad


Mukundwadi, Opp PVR Takies, Aurangabad , City:Aurangabad, Taluka:Aurangabad, District:Aurangabad, State: Maharashtra, Pin:431001 Aurangabad 431001

#### Result Statistics

Note:Percentage calculation is done according to the formula: (Count of Students in a category \* 100) / Total number of students

		Count	Percentage
1	Total Count of students appeared for examination (2+3)	3	
2	Total Count of students with result declared (4+5+6+7)	3	100.00
3	Total Count of student with result held back (Out of 8,9,10,11,12)	0	0.00
<b>Results declared</b>			
4	Count of Passed students	2	66.67
5	Count of Failed students	1	33.33
6	Count of Failed ATKT students	0	0.00
7	Count of Absent students	0	0.00
<b>Result Held back students</b>			
8	Count of students with result held back due to Unfair Means	0	0.00
9	Count of students with result held back due to Missing Data	0	0.00
10	Count of detained students	0	0.00
11	Count of Paper Not Opted students	0	0.00
12	Count of students with result Explicitly Held Back	0	0.00
<b>Passed students</b>			
13	Count of students in A	2	100.00
<b>Provisionally Eligible students</b>			
17	Count of students with Provisional Eligibility	3	100.00
<b>Unfair means cases</b>			
18	Count of students with Performance Annulled and Excluded from Examination	0	0.00
19	Count of students with No Punishment	0	0.00

Report Generated by : paithane on 19-Jan-2023 4:18:11

  
Director  
Board of Examination & Evaluation  
DR. BABASAHEB AMBEDKAR  
MARATHWADA UNIVERSITY  
AURANGABAD - 431004 (M.S. INDIA)

Page 3 of 4



Dr. Babasaheb Ambedkar Marathwada University, Aurangabad

<http://bamua.digitaluniversity.ac>

Dr. Babasaheb Ambedkar Marathwada University, Aurangabad-431004, Maharashtra(India)

### Result Statistics Report

May/June-2019 Exam M.P.M.(with credits) - Regular - Affiliated P-2015(No Branch)- Master of Personnel Management(M.P.M.) Secor

College : (619)Radhai College,Aurangabad  
Mukundwadi, Opp PVR Takies, Aurangabad , City:Aurangabad, Taluka:Aurangabad, District:Aurangabad, State: Maharashtra, Pin:431001 Aurangabad 431001

#### Result Statistics

Note:Percentage calculation is done according to the formula: (Count of Students in a category \* 100) / Total number of students

		Count	Percentage
1	Total Count of students appeared for examination (2+3)	19	
2	Total Count of students with result declared (4+5+6+7)	15	78.95
3	Total Count of student with result held back (Out of 8,9,10,11,12)	4	21.05

#### Results declared

4	Count of Passed students	11	57.89
5	Count of Failed students	4	21.05
6	Count of Failed ATKT students	0	0.00
7	Count of Absent students	0	0.00

#### Result Held back students

8	Count of students with result held back due to Unfair Means	0	0.00
9	Count of students with result held back due to Missing Data	0	0.00
10	Count of detained students	0	0.00
11	Count of Paper Not Opted students	0	0.00
12	Count of students with result Explicitly Held Back	4	21.05

#### Passed students

13	Count of students in A+	1	12.50
14	Count of students in A	8	100.00
15	Count of students in B+	2	25.00

#### Provisionally Eligible students

17	Count of students with Provisional Eligibility	19	100.00
----	--	----	--------

#### Unfair means cases

18	Count of students with Performance Annulled and Excluded from Examination	0	0.00
19	Count of students with No Punishment	0	0.00

  
Director  
Board of Examination & Evaluation  
DR. BABASAHEB AMBEDKAR  
MARATHWADA UNIVERSITY  
AURANGABAD - 431004 (M.S. India)





**Result Statistics Report**

Oct-2017 Exam Event: B.Sc.I.T. - Regular - P-2014(No Branch)- Third Year - Sixth Semester

College : (619)Radhai College,Aurangabad  
Mukundwadi, Opp PVR Takies, Aurangabad , City:Aurangabad, Taluka:Aurangabad, District:Aurangabad, State: Maharashtra, Pin:431001 Aurangabad 431001

**Result Statistics**

Note:Percentage calculation is done according to the formula: (Count of Students in a category \* 100) / Total number of students

		Count	Percentage
1	Total Count of students appeared for examination (2+3)	3	
2	Total Count of students with result declared (4+5+6+7)	3	100.00
3	Total Count of student with result held back (Out of 8,9,10,11,12)	0	0.00

**Results declared**

4	Count of Passed students	1	33.33
5	Count of Failed students	2	66.67
6	Count of Failed ATKT students	0	0.00
7	Count of Absent students	0	0.00

**Result Held back students**

8	Count of students with result held back due to Unfair Means	0	0.00
9	Count of students with result held back due to Missing Data	0	0.00
10	Count of detained students	0	0.00
	Count of Paper Not Opted students	0	0.00
	Count of students with result Explicitly Held Back	0	0.00

**Passed students**


	Count of students passed in First Division	1	10.00
--	--	---	-------

**Provisionally Eligible students**

	Count of students with Provisional Eligibility	0	0.00
--	--	---	------

**Unfair means cases**

	Count of students with Performance Annulled and Excluded from Examination	0	0.00
	Count of students with No Punishment	0	0.00

  
Director

**Board of Examination & Evaluation**  
Dr. Babasaheb Ambedkar  
Marathwada University,  
Aurangabad.





Dr. Babasaheb Ambedkar Marathwada University, Aurangabad

<http://bamua.digitaluniversity.ac>

Dr. Babasaheb Ambedkar Marathwada University, Aurangabad-431004, Maharashtra(India)

### Result Statistics Report

Mar/Apr-2019 Exam E<sup>1</sup> B.Sc.I.T. - Regular - P-2014(No Branch)- Third Year - Sixth Semester

Centre : (619)Radhai College,Aurangabad

Mukundwadi, Opp PVR Takies, Aurangabad , City:Aurangabad, Taluka:Aurangabad, District:Aurangabad, State: Maharashtra, Pin:431001 Aurangabad 431001

#### Result Statistics

Note:Percentage calculation is done according to the formula: (Count of Students in a category \* 100) / Total number of students

		Count	Percentage
1	Total Count of students appeared for examination (2+3)	5	
2	Total Count of students with result declared (4+5+6+7)	5	100.00
3	Total Count of student with result held back (Out of 8,9,10,11,12)	0	0.00

#### Results declared

4	Count of Passed students	1	20.00
5	Count of Failed students	4	80.00
6	Count of Failed ATKT students	0	0.00
7	Count of Absent students	0	0.00

#### Result Held back students

8	Count of students with result held back due to Unfair Means	0	0.00
9	Count of students with result held back due to Missing Data	0	0.00
10	Count of detained students	0	0.00
11	Count of Paper Not Opted students	0	0.00
12	Count of students with result Explicitly Held Back	0	0.00

#### Passed students

13	Count of students passed in First Division	1	2.17
----	--	---	------

#### Provisionally Eligible students

17	Count of students with Provisional Eligibility	0	0.00
----	--	---	------

#### Unfair means cases

18	Count of students with Performance Annulled and Excluded from Examination	0	0.00
19	Count of students with No Punishment	0	0.00

Report Generated by : gaikwadgb on 18-Jan-2023 5:5:51

  
Director

Board of Examination & Evaluation  
Dr. Babasaheb Ambedkar  
Marathwada University,  
Aurangabad.

Page 9 of 18



Dr. Babasaheb Ambedkar Marathwada University, Aurangabad

http://bamua.digitaluniversity.ac

Dr. Babasaheb Ambedkar Marathwada University, Aurangabad-431004, Maharashtra(India)

**Result Statistics Report**

Oct/Nov-2018 Exam E' B.Sc.I.T. - Regular - P-2014(No Branch)- Third Year - Sixth Semester

Age : (619)Radhai College,Aurangabad

Mukundwadi, Opp PVR Takies, Aurangabad, City:Aurangabad, Taluka:Aurangabad, District:Aurangabad, State: Maharashtra, Pin:431001 Aurangabad 431001

**Result Statistics**

Note:Percentage calculation is done according to the formula: (Count of Students in a category \* 100) / Total number of students

		Count	Percentage
1	Total Count of students appeared for examination (2+3)	4	
2	Total Count of students with result declared (4+5+6+7)	4	100.00
3	Total Count of student with result held back (Out of 8,9,10,11,12)	0	0.00

**Results declared**

4	Count of Passed students	2	50.00
5	Count of Failed students	2	50.00
6	Count of Failed ATKT students	0	0.00
7	Count of Absent students	0	0.00

**Result Held back students**

8	Count of students with result held back due to Unfair Means	0	0.00
9	Count of students with result held back due to Missing Data	0	0.00
10	Count of detained students	0	0.00
11	Count of Paper Not Opted students	0	0.00
12	Count of students with result Explicitly Held Back	0	0.00

**Passed students**

13	Count of students passed in First Division	2	20.00
----	--	---	-------

**Provisionally Eligible students**

17	Count of students with Provisional Eligibility	0	0.00
----	--	---	------

**Unfair means cases**

18	Count of students with Performance Annulled and Excluded from Examination	0	0.00
19	Count of students with No Punishment	0	0.00

Report Generated by : gaikwadgb on 18-Jan-2023 5:4:29

  
Director

**Board of Examination & Evaluation**

Dr. Babasaheb Ambedkar

Marathwada University,

Aurangabad.

Page 11 of 20



**Result Statistics Report**

Mar/Apr-2018 Exam E\ B.Sc.I.T. - Regular - P-2014(No Branch)- Third Year - Sixth Semester

ge : (619)Radhai College,Aurangabad  
Mukundwadi, Opp PVR Takies, Aurangabad , City:Aurangabad, Taluka:Aurangabad, District:Aurangabad, State: Maharashtra, Pin:431001 Aurangabad 431001

**Result Statistics**

Note:Percentage calculation is done according to the formula: (Count of Students in a category \* 100) / Total number of students

		Count	Percentage
1	Total Count of students appeared for examination (2+3)	6	
2	Total Count of students with result declared (4+5+6+7)	6	100.00
3	Total Count of student with result held back (Out of 8,9,10,11,12)	0	0.00
<b>Results declared</b>			
4	Count of Passed students	2	33.33
5	Count of Failed students	4	66.67
6	Count of Failed ATKT students	0	0.00
7	Count of Absent students	0	0.00
<b>Result Held back students</b>			
8	Count of students with result held back due to Unfair Means	0	0.00
9	Count of students with result held back due to Missing Data	0	0.00
10	Count of detained students	0	0.00
11	Count of Paper Not Opted students	0	0.00
12	Count of students with result Explicitly Held Back	0	0.00
<b>Passed students</b>			
13	Count of students passed in First Division	2	5.41
<b>Provisionally Eligible students</b>			
17	Count of students with Provisional Eligibility	0	0.00
<b>Unfair means cases</b>			
18	Count of students with Performance Annulled and Excluded from Examination	0	0.00
19	Count of students with No Punishment	0	0.00





Dr. Babasaheb Ambedkar Marathwada University, Aurangabad  
http://bamua.digitaluniversity.ac  
Dr. Babasaheb Ambedkar Marathwada University, Aurangabad-431004, Maharashtra(India)  
**Result Statistics Report**  
Mar/Apr-2018 Exam E<sup>1</sup> B.C.A. - Regular - P-2014(No Branch)- T.Y.B.C.A. - Sixth Semester

College : (619)Radhai College,Aurangabad  
Mukundwadi, Opp PVR Takies, Aurangabad , City:Aurangabad, Taluka:Aurangabad, District:Aurangabad, State: Maharashtra, Pin:431001 Aurangabad 431001

**Result Statistics**  
Note:Percentage calculation is done according to the formula: (Count of Students in a category \* 100) / Total number of students

		Count	Percentage
1	Total Count of students appeared for examination (2+3)	3	
2	Total Count of students with result declared (4+5+6+7)	3	100.00
3	Total Count of student with result held back (Out of 8,9,10,11,12)	0	0.00
<b>Results declared</b>		2	66.67
4	Count of Passed students	1	33.33
5	Count of Failed students	0	0.00
6	Count of Failed ATKT students	0	0.00
7	Count of Absent students		
<b>Result Held back students</b>		0	0.00
8	Count of students with result held back due to Unfair Means	0	0.00
9	Count of students with result held back due to Missing Data	0	0.00
10	Count of detained students	0	0.00
11	Count of Paper Not Opted students	0	0.00
12	Count of students with result Explicitly Held Back	0	0.00
<b>Provisionally Eligible students</b>		0	0.00
17	Count of students with Provisional Eligibility	0	0.00
<b>Unfair means cases</b>			
18	Count of students with Performance Annulled and Excluded from Examination	0	0.00
19	Count of students with No Punishment	0	0.00





Dr. Babasaheb Ambedkar Marathwada University, Aurangabad  
http://bamua.digitaluniversity.ac  
Dr. Babasaheb Ambedkar Marathwada University, Aurangabad-431004, Maharashtra (India)  
**Result Statistics Report**  
Oct/Nov-2018 Exam E<sup>1</sup> B.C.A. - Regular - P-2014(No Branch)- T.Y.B.C.A. - Sixth Semester

**College :** (619)Radhai College,Aurangabad  
Mukundwadi, Opp PVR Takies, Aurangabad , City:Aurangabad, Taluka:Aurangabad, District:Aurangabad, State: Maharashtra, Pin:431001 Aurangabad 431001

### Result Statistics

Note:Percentage calculation is done according to the formula: (Count of Students in a category \* 100) / Total number of students

		Count	Percentage
1	Total Count of students appeared for examination (2+3)	2	
2	Total Count of students with result declared (4+5+6+7)	2	100.00
3	Total Count of student with result held back (Out of 8,9,10,11,12)	0	0.00
<b>Results declared</b>			
4	Count of Passed students	2	100.00
5	Count of Failed students	0	0.00
6	Count of Failed ATKT students	0	0.00
7	Count of Absent students	0	0.00
<b>Result Held back students</b>			
8	Count of students with result held back due to Unfair Means	0	0.00
9	Count of students with result held back due to Missing Data	0	0.00
10	Count of detained students	0	0.00
11	Count of Paper Not Opted students	0	0.00
12	Count of students with result Explicitly Held Back	0	0.00
<b>Passed students</b>			
13	Count of students passed in First Division	1	9.09
<b>Provisionally Eligible students</b>			
17	Count of students with Provisional Eligibility	0	0.00
<b>Unfair means cases</b>			
18	Count of students with Performance Annulled and Excluded from Examination	0	0.00
19	Count of students with No Punishment	0	0.00





Dr. Babasaheb Ambedkar Marathwada University, Aurangabad  
http://bamua.digitaluniversity.ac  
Dr. Babasaheb Ambedkar Marathwada University, Aurangabad-431004, Maharashtra(India)

**Result Statistics Report**

Mar/Apr-2019 Exam E<sup>1</sup> B.C.A. - Regular - P-2014(No Branch)- T.Y.B.C.A. - Sixth Semester

College : (619)Radhai College,Aurangabad  
Mukundwadi, Opp PVR Takies, Aurangabad , City:Aurangabad, Taluka:Aurangabad, District:Aurangabad, State: Maharashtra, Pin:431001 Aurangabad 431001

**Result Statistics**

Note:Percentage calculation is done according to the formula: (Count of Students in a category \* 100) / Total number of students

		Count	Percentage
1	Total Count of students appeared for examination (2+3)	7	
2	Total Count of students with result declared (4+5+6+7)	7	100.00
3	Total Count of student with result held back (Out of 8,9,10,11,12)	0	0.00

**Results declared**

4	Count of Passed students	3	42.86
5	Count of Failed students	4	57.14
6	Count of Failed ATKT students	0	0.00
7	Count of Absent students	0	0.00

**Result Held back students**

8	Count of students with result held back due to Unfair Means	0	0.00
9	Count of students with result held back due to Missing Data	0	0.00
10	Count of detained students	0	0.00
11	Count of Paper Not Opted students	0	0.00
12	Count of students with result Explicitly Held Back	0	0.00

**Passed students**

13	Count of students passed in First Division	2	7.14
----	--	---	------

**Provisionally Eligible students**

17	Count of students with Provisional Eligibility	0	0.00
----	--	---	------

**Unfair means cases**

18	Count of students with Performance Annulled and Excluded from Examination	0	0.00
19	Count of students with No Punishment	0	0.00



Dr. Babasaheb Ambedkar Marathwada University, Aurangabad  
http://bamua.digitaluniversity.ac  
Dr. Babasaheb Ambedkar Marathwada University, Aurangabad-431004, Maharashtra(India)  
**Result Statistics Report**  
Oct/Nov-2018 Exam E' B B A - Regular - P-2014(No Branch)- T.Y.B.B.A - Sixth Semester

College : (610)Radhai College,Aurangabad  
Mukundwadi, Opp PVR Takies, Aurangabad , City Aurangabad, Taluka Aurangabad, District Aurangabad, State: Maharashtra, Pin:431001 Aurangabad 431001

#### Result Statistics

Note Percentage calculation is done according to the formula: (Count of Students in a category \* 100) / Total number of students

		Count	Percentage
1	Total Count of students appeared for examination (2+3)	2	
2	Total Count of students with result declared (4+5+6+7)	2	100.00
3	Total Count of student with result held back (Out of 8,9,10,11,12)	0	0.00

#### Results declared

4	Count of Passed students	2	100.00
5	Count of Failed students	0	0.00
6	Count of Failed ATKT students	0	0.00
7	Count of Absent students	0	0.00

#### Result Held back students

8	Count of students with result held back due to Unfair Means	0	0.00
9	Count of students with result held back due to Missing Data	0	0.00
10	Count of detained students	0	0.00
11	Count of Paper Not Opted students	0	0.00
12	Count of students with result Explicitly Held Back	0	0.00

#### Passed students

13	Count of students passed in First Division	2	20.00
----	--	---	-------

#### Provisionally Eligible students

17	Count of students with Provisional Eligibility	0	0.00
----	--	---	------

#### Unfair means cases

18	Count of students with Performance Annulled and Excluded from Examination	0	0.00
19	Count of students with No Punishment	0	0.00





Dr. Babasaheb Ambedkar Marathwada University, Aurangabad  
http://bamua.digitaluniversity.ac  
Dr. Babasaheb Ambedkar Marathwada University, Aurangabad-431004, Maharashtra(India)  
**Result Statistics Report**  
Mar/Apr-2019 Exam E\ B.B.A. - Regular - P-2014(No Branch)- T.Y.B.B.A - Sixth Semester

College : (619)Radhai College,Aurangabad  
Mukundwadi, Opp PVR Takies, Aurangabad , City:Aurangabad, Taluka:Aurangabad, District:Aurangabad, State: Maharashtra, Pin:431001 Aurangabad 431001

#### Result Statistics

Note:Percentage calculation is done according to the formula: (Count of Students in a category \* 100) / Total number of students

		Count	Percentage
1	Total Count of students appeared for examination (2+3)	4	
2	Total Count of students with result declared (4+5+6+7)	2	50.00
3	Total Count of student with result held back (Out of 8,9,10,11,12)	2	50.00

#### Results declared

4	Count of Passed students	0	0.00
5	Count of Failed students	2	50.00
6	Count of Failed ATKT students	0	0.00
7	Count of Absent students	0	0.00

#### Result Held back students

8	Count of students with result held back due to Unfair Means	0	0.00
9	Count of students with result held back due to Missing Data	0	0.00
10	Count of detained students	0	0.00
11	Count of Paper Not Opted students	0	0.00
12	Count of students with result Explicitly Held Back	2	50.00

#### Provisionally Eligible students

17	Count of students with Provisional Eligibility	0	0.00
----	--	---	------

#### Unfair means cases

18	Count of students with Performance Annulled and Excluded from Examination	0	0.00
19	Count of students with No Punishment	0	0.00



Dr. Babasaheb Ambedkar Marathwada University, Aurangabad

<http://bamua.digitaluniversity.ac>

Dr. Babasaheb Ambedkar Marathwada University, Aurangabad-431004, Maharashtra(India)

**Result Statistics Report**

Oct-2017 Exam Event: B.Sc.(Comp. Sci.) - Regular - P-2014(No Branch)- Third Year - Sixth Semester

College : (619)Radhai College,Aurangabad

Mukundwadi, Opp PVR Takies, Aurangabad , City:Aurangabad, Taluka:Aurangabad, District:Aurangabad, State: Maharashtra, Pin:431001 Aurangabad 431001

**Result Statistics**

Note:Percentage calculation is done according to the formula: (Count of Students in a category \* 100) / Total number of students

		Count	Percentage
1	Total Count of students appeared for examination (2+3)	11	
2	Total Count of students with result declared (4+5+6+7)	11	100.00
3	Total Count of student with result held back (Out of 8,9,10,11,12)	0	0.00

**Results declared**

4	Count of Passed students	6	54.55
5	Count of Failed students	5	45.45
6	Count of Failed ATKT students	0	0.00
7	Count of Absent students	0	0.00

**Result Held back students**

8	Count of students with result held back due to Unfair Means	0	0.00
9	Count of students with result held back due to Missing Data	0	0.00
10	Count of detained students	0	0.00
11	Count of Paper Not Opted students	0	0.00
12	Count of students with result Explicitly Held Back	0	0.00

**Passed students**

13	Count of students passed in First Division	3	21.43
----	--	---	-------

**Provisionally Eligible students**

17	Count of students with Provisional Eligibility	0	0.00
----	--	---	------

**Unfair means cases**

18	Count of students with Performance Annulled and Excluded from Examination	0	0.00
19	Count of students with No Punishment	0	0.00

Report Generated by : gaikwadgb on 18-Jan-2023 4:50:23

Page 95 of 138

  
Director

Board of Examination & Evaluation  
Dr. Babasaheb Ambedkar  
Marathwada University,  
Aurangabad.





### Result Statistics

Note:Percentage calculation is done according to the formula: (Count of Students in a category \* 100) / Total number of students

		Count	Percentage
1	Total Count of students appeared for examination (2+3)	12	
2	Total Count of students with result declared (4+5+6+7)	12	100.00
3	Total Count of student with result held back (Out of 8,9,10,11,12)	0	0.00

### Results declared

4	Count of Passed students	4	33.33
5	Count of Failed students	8	66.67
6	Count of Failed ATKT students	0	0.00
7	Count of Absent students	0	0.00

### Result Held back students

8	Count of students with result held back due to Unfair Means	0	0.00
9	Count of students with result held back due to Missing Data	0	0.00
10	Count of detained students	0	0.00
11	Count of Paper Not Opted students	0	0.00
12	Count of students with result Explicitly Held Back	0	0.00

### Passed students

13	Count of students passed in First Division	2	5.56
----	--	---	------

### Provisionally Eligible students

17	Count of students with Provisional Eligibility	0	0.00
----	--	---	------

### Unfair means cases

18	Count of students with Performance Annulled and Excluded from Examination	0	0.00
19	Count of students with No Punishment	0	0.00



### Result Statistics

Note:Percentage calculation is done according to the formula: (Count of Students in a category \* 100) / Total number of students

		Count	Percentage
1	Total Count of students appeared for examination (2+3)	8	
2	Total Count of students with result declared (4+5+6+7)	8	100.00
3	Total Count of student with result held back (Out of 8,9,10,11,12)	0	0.00

### Results declared

4	Count of Passed students	4	50.00
5	Count of Failed students	4	50.00
6	Count of Failed ATKT students	0	0.00
7	Count of Absent students	0	0.00

### Result Held back students

8	Count of students with result held back due to Unfair Means	0	0.00
9	Count of students with result held back due to Missing Data	0	0.00
10	Count of detained students	0	0.00
11	Count of Paper Not Opted students	0	0.00
12	Count of students with result Explicitly Held Back	0	0.00

### Passed students

13	Count of students passed in First Division	3	13.64
14	Count of students passed in Second Division	1	4.55

### Provisionally Eligible students

17	Count of students with Provisional Eligibility	0	0.00
----	--	---	------

### Unfair means cases

18	Count of students with Performance Annulled and Excluded from Examination	0	0.00
19	Count of students with No Punishment	0	0.00

  
Director

Board of Examination & Evaluation  
Dr. Babasaheb Ambedkar  
Marathwada University,  
Aurangabad.



**Result Statistics Report**

Mar/Apr-2019 Exam E\ B.Sc.(Comp. Sci.) - Regular - P-2014(No Branch)- Third Year - Sixth Semester

(619)Radhai College,Aurangabad  
Mukundwadi, Opp PVR Takies, Aurangabad , City:Aurangabad, Taluka:Aurangabad, District:Aurangabad, State: Maharashtra, Pin:431001 Aurangabad 431001

**Result Statistics**

Note: Percentage calculation is done according to the formula: (Count of Students in a category \* 100) / Total number of students

		Count	Percentage
1	Total Count of students appeared for examination (2+3)	7	
2	Total Count of students with result declared (4+5+6+7)	7	100.00
3	Total Count of student with result held back (Out of 8,9,10,11,12)	0	0.00
<b>Results declared</b>			
4	Count of Passed students	3	42.86
5	Count of Failed students	4	57.14
6	Count of Failed ATKT students	0	0.00
7	Count of Absent students	0	0.00
<b>Result Held back students</b>			
8	Count of students with result held back due to Unfair Means	0	0.00
9	Count of students with result held back due to Missing Data	0	0.00
10	Count of detained students	0	0.00
11	Count of Paper Not Opted students	0	0.00
12	Count of students with result Explicitly Held Back	0	0.00
<b>Passed students</b>			
13	Count of students passed in First Division	3	9.38
<b>Provisionally Eligible students</b>			
17	Count of students with Provisional Eligibility	0	0.00
<b>Unfair means cases</b>			
18	Count of students with Performance Annulled and Excluded from Examination	0	0.00
19	Count of students with No Punishment	0	0.00

Report Generated by : gaikwadgb on 18-Jan-2023 5:0:30

  
Director

Board of Examination & Evaluation  
Dr. Babasaheb Ambedkar  
Marathwada University,  
Aurangabad.

**Term Wise College/Faculty/Department Level Pass Fail Result Statistics**  
**Exam Event: Oct/Nov-2019**  
**Radhai College,Aurangabad**

<b>Course Name</b>	<b>Total Seat Generated</b>	<b>Pass</b>	<b>Fail</b>	<b>Fail ATKT</b>	<b>Absent</b>	<b>Holdback Count</b>	<b>Institute Passing Percentage</b>	<b>University Passing Percentage</b>
B.B.A. - Regular - P-2014 - S.Y.B.B.A Fourth Semester	1	0	0	1	0	0	0	67
B.Sc.I.T. - Regular - P-2014 - First Year Second Semester	5	4	1	0	0	0	80	40
B.B.A. - Regular - P-2014 - F.Y.B.B.A Second Semester	1	1	0	0	0	0	100	58
B.Sc.(Comp. Sci.) - Regular - P-2014 - First Year Second Semester	6	1	5	0	0	0	16	53
B.Sc.(Comp. Sci.) - Regular - P-2014 - Third Year Sixth Semester	1	0	1	0	0	0	0	65
B.Sc.I.T. - Regular - P-2014 - Second year Third Semester	2	0	0	2	0	0	0	54



B.C.A. - Regular - P-2014 - F.Y.B.C.A. Second Semester	2	0	1	1	0	0	0	51
B.C.A.(with Credits) - Regular - Affiliated P-2018 - Second Year Third Semester	1	0	0	1	0	0	0	32
B.C.A. - Regular - P-2014 - S.Y.B.C.A. Third Semester	5	2	0	3	0	0	40	60
B.Sc.(Comp. Sci.) - Regular - P- 2014 - First Year First Semester	14	2	0	9	3	0	14	25
B.B.A.(with Credits) - Regular - Affiliated P-2018 - First Year First Semester	5	0	0	5	0	0	0	22
M.Sc. Computer Science(with Credits) - Regular - Affiliated P- 2015 - M.Sc. Computer Science First year Second Semester	13	4	0	9	0	0	30	50
B.C.A. - Regular - P-2014 - T.Y.B.C.A. Sixth Semester	1	0	1	0	0	0	0	69
B.C.A. - Regular - P-2014 - T.Y.B.C.A. Fifth Semester	3	1	0	2	0	0	33	69

B.Sc.(Comp. Sci.) - Regular - P-2014 - Third Year Fifth Semester	5	1	0	4	0	0	20	57
B.B.A. - Regular - P-2014 - T.Y.B.B.A Fifth Semester	4	2	0	2	0	0	50	82
B.Sc.I.T. - Regular - P-2014 - Second year Fourth Semester	6	4	2	0	0	0	66	69
B.Sc.(Comp. Sci.) - Regular - P-2014 - Second Year Fourth Semester	9	4	3	0	0	2	44	73
M.Sc. Computer Science(with Credits) - Regular - Affiliated P-2015 - M.Sc. Computer Science First year First Semester	19	4	0	15	0	0	21	39
B.Sc.I.T. - Regular - P-2014 - Third Year Fifth Semester	4	2	0	1	1	0	50	47
M.Sc. Computer Science(with Credits) - Regular - Affiliated P-2015 - M.Sc. Computer Science Second year Fourth Semester	4	4	0	0	0	0	100	77
B.Sc.(Comp. Sci.) - Regular - P-2014 - Second Year Third Semester	10	6	0	4	0	0	60	52



B.Sc.I.T. - Regular - P-2014 - Third Year Sixth Semester	2	1	1	0	0	0	50	46
B.Sc.I.T. - Regular - P-2014 - First Year First Semester	5	1	0	3	1	0	20	22
B.B.A. - Regular - P-2014 - F.Y.B.B.A First Semester	2	2	0	0	0	0	100	66
B.C.A.(with Credits) - Regular - Affiliated P-2018 - First Year First Semester	14	0	0	14	0	0	0	16
B.C.A. - Regular - P-2014 - F.Y.B.C.A. First Semester	2	1	0	1	0	0	50	29
B.B.A. - Regular - P-2014 - T.Y.B.B.A Sixth Semester	4	0	4	0	0	0	0	66
B.C.A.(with Credits) - Regular - Affiliated P-2018 - First Year Second Semester	1	0	0	1	0	0	0	48
B.C.A. - Regular - P-2014 - S.Y.B.C.A. Fourth Semester	4	2	0	2	0	0	50	70

M.Sc. Computer Science(with Credits) - Regular - Affiliated P-2015 - M.Sc. Computer Science Second year Third Semester	18	3	0	15	0	0	16	39
B.B.A. - Regular - P-2014 - S.Y.B.B.A Third Semester	2	0	0	2	0	0	0	55



**Result Statistics****Exam Event: Nov/Dec-2019****Radhai College,Aurangabad**

Course Name	Total Seat Generated	Pas s	Fail	Fail ATKT	Absent	Heldback Count	Institute Passing Percentage	University Passing Percentage
M.P.M.(with Credits) - Regular - Affiliated P-2015 - Master of Personnel Management(M.P.M.) Second Year Third Semester	20	4	0	15	0	1	20	34
M.P.M.(with Credits) - Regular - Affiliated P-2015 - Master of Personnel Management(M.P.M.) First Year First Semester	17	5	0	12	0	0	29	38
M.P.M.(with Credits) - Regular - Affiliated P-2015 - Master of Personnel Management(M.P.M.) Second Year Fourth Semester	2	2	0	0	0	0	100	100

**Term Wise College/Faculty/Department Level Pass Fail Result Statistics**  
**Exam Event: Mar/Apr-2020**  
**Radhai College,Aurangabad**

Course Name	Total Seat Generated	Pass	Fail	Fail ATKT	Absent	Heldback Count	Institute Passing Percentage	University Passing Percentage
B.B.A.(with Credits) - Regular - Affiliated P-2018 - First Year Second Semester	4	4	0	0	0	0	100	95
M.Sc. Computer Science(with Credits) - Regular - Affiliated P-2015 - M.Sc. Computer Science First year Second Semester	15	15	0	0	0	0	100	93
B.B.A. - Regular - P-2014 - S.Y.B.B.A Fourth Semester	1	1	0	0	0	0	100	93
B.C.A. - Regular - P-2014 - F.Y.B.C.A. Second Semester	4	4	0	0	0	0	100	98
B.Sc.(Comp. Sci.) - Regular - P-2014 - First Year Second Semester	8	6	2	0	0	0	75	91
B.B.A. - Regular - P-2014 - T.Y.B.B.A Fifth Semester	2	2	0	0	0	0	100	96



B.Sc.(Comp. Sci.) - Regular - P-2014 - Third Year Fifth Semester	8	8	0	0	0	0	100	84
B.C.A. - Regular - P-2014 - S.Y.B.C.A. Third Semester	5	4	0	1	0	0	80	91
B.B.A. - Regular - P-2014 - T.Y.B.B.A Sixth Semester	5	4	1	0	0	0	80	96
M.Sc. Computer Science(with Credits) - Regular - Affiliated P-2015 - M.Sc. Computer Science Second year Third Semester	13	9	0	2	0	7	69	85
B.Sc.(Comp. Sci.) - Regular - P-2014 - Third Year Sixth Semester	8	8	0	0	0	0	100	94
B.Sc.(Comp. Sci.) - Regular - P-2014 - Second Year Fourth Semester	11	8	2	0	0	1	72	93
B.C.A. - Regular - P-2014 - T.Y.B.C.A. Fifth Semester	6	4	0	1	0	1	66	92
B.Sc.I.T. - Regular - P-2014 - Third Year Fifth Semester	1	1	0	0	0	0	100	94

B.Sc.I.T. - Regular - P-2014 - Second year Third Semester	5	3	0	2	0	0	60	87
B.C.A. - Regular - P-2014 - T.Y.B.C.A. Sixth Semester	6	6	0	0	0	0	100	92
B.Sc.I.T. - Regular - P-2014 - First Year First Semester	3	3	0	0	0	0	100	91
B.B.A.(with Credits) - Regular - Affiliated P-2018 - First Year First Semester	4	3	0	1	0	0	75	89
B.Sc.I.T. - Regular - P-2014 - First Year Second Semester	3	2	1	0	0	0	66	91
B.B.A. - Regular - P-2014 - S.Y.B.B.A Third Semester	1	1	0	0	0	0	100	83
B.C.A.(with Credits) - Regular - Affiliated P-2018 - First Year Second Semester	11	11	0	0	0	0	100	93
B.Sc.(Comp. Sci.) - Regular - P-2014 - Second Year Third Semester	7	3	0	4	0	0	42	73



B.C.A. - Regular - P-2014 - F.Y.B.C.A. First Semester	2	2	0	0	0	0	100	91
M.Sc. Computer Science(with Credits) - Regular - Affiliated P-2015 - M.Sc. Computer Science Second year Fourth Semester	11	9	1	0	0	2	81	91
B.Sc.I.T. - Regular - P-2014 - Second year Fourth Semester	4	4	0	0	0	0	100	93
B.C.A. - Regular - P-2014 - S.Y.B.C.A. Fourth Semester	6	6	0	0	0	0	100	90
M.Sc. Computer Science(with Credits) - Regular - Affiliated P-2015 - M.Sc. Computer Science First year First Semester	8	8	0	0	0	0	100	83
B.Sc.I.T. - Regular - P-2014 - Third Year Sixth Semester	3	2	0	0	0	1	66	87
B.Sc.(Comp. Sci.) - Regular - P-2014 - First Year First Semester	6	5	0	1	0	0	83	79
B.C.A.(with Credits) - Regular - Affiliated P-2018 - First Year First Semester	12	12	0	0	0	0	100	90

Course Name	Total Seat Generated	Pass	Fail	Fail ATKT	Absent	Hold Back Count	Institute Passing Percentage	University Passing Percentage
M.P.M.(with Credits) - Regular - Affiliated P-2015 - Master of Personnel Management(M.P.M.) Second Year Fourth Semester	18	17	1	0	0	0	94	97
M.P.M.(with Credits) - Regular - Affiliated P-2015 - Master of Personnel Management(M.P.M.) Second Year Third Semester	13	13	0	0	0	0	100	100
M.P.M.(with Credits) - Regular - Affiliated P-2015 - Master of Personnel Management(M.P.M.) First Year First Semester	13	13	0	0	0	0	100	89
M.P.M.(with Credits) - Regular - Affiliated P-2015 - Master of Personnel Management(M.P.M.) First Year Second Semester	16	16	0	0	0	0	100	97
D.B.M - Regular - P-2014 - D.B.M. First Semester	1	1	0	0	0	0	100	85



Course Name	Total Seat Generated	Pass	Fail	Fall ATKT	Absent	Heldback Count	Institute Passing Percentage	University Passing Percentage
M.P.M.(with Credits) - Regular - Affiliated P-2015 - Master of Personnel Management(M.P.M.) Second	12	0	0	12	0	0	0	32
B.Sc.(Comp. Sci.) - Regular - P-2014 - Second Year Third Semester	9	6	0	3	0	0	66	72
B.Sc.I.T. - Regular - P-2014 - Second year Third Semester	2	2	0	0	0	0	100	82
B.C.A.(with Credits) - Regular - Affiliated P-2018 - Second Year Fourth Semester	1	0	0	1	0	0	0	82
M.P.M.(with Credits) - Regular - Affiliated P-2015 - Master of Personnel Management(M.P.M.) First	3	2	0	1	0	0	66	75
B.C.A.(with Credits) - Regular - Affiliated P-2018 - Second Year Third Semester	9	6	0	2	0	1	66	68

B.Sc.I.T. - Regular - P-2014 - First Year First Semester	1	0	0	1	0	0	0	63
M.Sc. Computer Science(with Credits) - Regular - Affiliated P- 2015 - M.Sc. Computer Science Second year Third	13	10	0	3	0	0	76	75
B.Sc.I.T. - Regular - P-2014 - First Year Second Semester	1	1	0	0	0	0	100	53
M.P.M.(with Credits) - Regular - Affiliated P-2015 - Master of Personnel Management(M.P.M.) First	3	1	0	2	0	0	33	25
B.Sc.I.T. - Regular - P-2014 - Third Year Fifth Semester	4	3	0	1	0	0	75	89
B.Sc.(Comp. Sci.) - Regular - P- 2014 - Second Year Fourth Semester	3	2	1	0	0	0	66	87
M.P.M.(with Credits) - Regular - Affiliated P-2015 - Master of Personnel Management(M.P.M.) Second	6	3	3	0	0	0	50	57
B.C.A.(with Credits) - Regular - Affiliated P-2018 - First Year First Semester	10	1	0	9	0	0	10	38



B.B.A.(with Credits) - Regular - Affiliated P-2018 - First Year First Semester	6	2	0	4	0	0	33	61
B.C.A. - Regular - P-2014 - T.Y.B.C.A. Fifth Semester	1	1	0	0	0	0	100	65
B.C.A.(with Credits) - Regular - Affiliated P-2018 - First Year Second Semester	3	1	0	2	0	0	33	56
B.B.A. - Regular - P-2014 - S.Y.B.B.A Third Semester	1	0	0	0	0	6	0	66
M.Sc. Computer Science(with Credits) - Regular - Affiliated P- 2015 - M.Sc. Computer Science First year Second	3	2	0	1	0	0	66	70
B.B.A. - Regular - P-2014 - S.Y.B.B.A Fourth Semester	1	0	0	0	0	6	0	50
M.P.M.(with Credits) - Regular - Affiliated P-2020 - First Year First Semester	17	8	0	9	0	0	47	65
B.B.A.(with Credits) - Regular - Affiliated P-2018 - Second Year Third Semester	3	0	0	3	0	0	0	73

B.Sc.(Comp. Sci.) - Regular - P-2014 - Third Year Sixth Semester	2	1	1	0	0	0	50	83
B.Sc.(Comp. Sci.) - Regular - P-2014 - Third Year Fifth Semester	13	9	0	4	0	0	69	89
B.Sc.(Comp. Sci.) - Regular - P-2014 - First Year First Semester	11	4	0	5	2	0	36	57
M.Sc. Computer Science(with Credits) - Regular - Affiliated P-2015 - M.Sc. Computer Science Second year Fourth	1	0	1	0	0	0	0	80
B.Sc.I.T. - Regular - P-2014 - Second year Fourth Semester	1	0	1	0	0	0	0	75
B.C.A.(with Credits) - Regular - Affiliated P-2018 - Third Year Fifth Semester	3	0	0	0	0	3	0	47
M.Sc. Computer Science(with Credits) - Regular - Affiliated P-2015 - M.Sc. Computer Science First year First	13	12	0	1	0	0	92	84



Course Name	Total Seat Generated	Pass	Fail	Fail ATKT	Absent	Heldback Count	Passing Percentage	Grade
M.Sc. Computer Science(with Credits) - Regular - Affiliated P-2015 - M.Sc. Computer Science First year First Semester	1	1	0	0	0	0	100	73
B.Sc.I.T. - Regular - P-2014 - Third Year Fifth Semester	1	1	0	0	0	0	100	84
B.B.A.(with Credits) - Regular - Affiliated P-2018 - Second Year Third Semester	4	4	0	0	0	0	100	73
B.Sc.(Comp. Sci.) - Regular - P-2014 - Second Year Fourth Semester	6	4	2	0	0	0	66	78
M.P.M.(with Credits) - Regular - Affiliated P-2015 - Master of Personnel Management(M.P.M.) First Year Second Semester	1	1	0	0	0	0	100	100
B.Sc.(Comp. Sci.) - Regular - P-2014 - Second Year Third Semester	5	4	0	1	0	0	80	75

B.Sc.(Comp. Sci.) - Regular - P-2014 - First Year First Semester	4	4	0	0	0	0	100	66
B.B.A.(with Credits) - Regular - Affiliated P-2018 - Third Year Fifth Semester	1	1	0	0	0	0	100	62
B.C.A.(with Credits) - Regular - Affiliated P-2018 - Second Year Third Semester	3	2	0	1	0	0	66	72
B.C.A.(with Credits) - Regular - Affiliated P-2018 - Second Year Fourth Semester	8	4	0	3	0	1	50	37
B.C.A. - Regular - P-2014 - T.Y.B.C.A. Fifth Semester	1	1	0	0	0	0	100	47
B.C.A.(with Credits) - Regular - Affiliated P-2018 - Third Year Fifth Semester	2	0	0	0	0	2	0	81
M.P.M.(with Credits) - Regular - Affiliated P-2020 - First Year Second Semester	13	11	0	2	0	0	84	88
M.Sc. Computer Science(with Credits) - Regular - Affiliated P-2015 - M.Sc. Computer Science First year Second Semester	13	11	0	2	0	0	84	89



B.C.A.(with Credits) - Regular - Affiliated P-2018 - First Year First Semester	5	2	0	3	0	0	40	55
B.B.A.(with Credits) - Regular - Affiliated P-2018 - First Year First Semester	2	2	0	0	0	0	100	76
M.P.M.(with Credits) - Regular - Affiliated P-2015 - Master of Personnel Management(M.P.M.) Second Year Fourth Semester	12	5	7	0	0	0	41	75
B.B.A.(with Credits) - Regular - Affiliated P-2018 - Second Year Fourth Semester	4	2	0	2	0	0	50	75
B.C.A.(with Credits) - Regular - Affiliated P-2018 - Third Year Sixth Semester	3	0	0	0	0	3	0	69
B.Sc.(Comp. Sci.) - Regular - P-2014 - First Year Second Semester	11	8	3	0	0	0	72	83
B.Sc.(Comp. Sci.) - Regular - P-2014 - Third Year Fifth Semester	8	5	0	1	0	2	62	86
B.Sc.(Comp. Sci.) - Regular - P-2014 - Third Year Sixth Semester	13	11	2	0	0	0	84	91

B.Sc.I.T. - Regular - P-2014 - Second year Fourth Semester	1	1	0	0	0	0	0	100	80
B.Sc.I.T. - Regular - P-2014 - Third Year Sixth Semester	2	1	1	0	0	0	0	50	80
B.Sc.I.T. - Regular - P-2014 - First Year First Semester	1	1	0	0	0	0	0	100	71
M.Sc. Computer Science(with Credits) - Regular - Affiliated P-2015 - M.Sc. Computer Science Second year Fourth Semester	9	9	0	0	0	0	0	100	92
B.C.A. - Regular - P-2014 - S.Y.B.C.A. Fourth Semester	1	1	0	0	0	0	0	100	73
B.C.A. - Regular - P-2014 - T.Y.B.C.A. Sixth Semester	1	1	0	0	0	0	0	100	60
B.B.A.(with Credits) - Regular - Affiliated P- 2018 - Third Year Sixth Semester	1	1	0	0	0	0	0	100	85
M.P.M.(with Credits) - Regular - Affiliated P-2020 - First Year First Semester	3	2	0	1	0	0	0	66	42

M.P.M.(with Credits) - Regular - Affiliated P-2015 - Master of Personnel Management(M.P.M.) First Year First Semester	2	2	0	0	0	0	0	0	100	100
M.Sc. Computer Science(with Credits) - Regular - Affiliated P-2015 - M.Sc. Computer Science Second Year Third Semester	2	2	0	0	0	0	0	0	100	82
B.C.A.(with Credits) - Regular - Affiliated P-2018 - First Year Second Semester	5	2	0	3	0	0	0	0	40	47
B.C.A. - Regular - P-2014 - S.Y.B.C.A. Third Semester	2	1	0	1	0	0	0	0	50	63
B.Sc.I.T. - Regular - P-2014 - First Year Second Semester	1	1	0	0	0	0	0	0	100	80
B.Sc.I.T. - Regular - P-2014 - Second Year Third Semester	1	1	0	0	0	0	0	0	100	79
M.P.M.(with Credits) - Regular - Affiliated P-2015 - Master of Personnel Management(M.P.M.) Second Year Third Semester	13	10	0	3	0	0	0	0	76	80
B.B.A.(with Credits) - Regular - Affiliated P-2018 - First Year Second Semester	5	4	0	1	0	0	0	0	80	72



Course Name	Total Seat Generated	Passes	Fail	Fail ATK	Absent	Holdback Count	Institute Passing Percentage	Passing Percentage
M.P.M.(with Credits) - Regular - Affiliated P-2020 - Second Year Third Semester	12	8	0	2	0	2	66	66
M.P.M.(with Credits) - Regular - Affiliated P-2020 - First Year First Semester	19	17	0	2	0	0	89	85
B.Sc.(Comp. Sci.) - Regular - P-2014 - Third Year Sixth Semester	1	1	0	0	0	0	100	74
B.Sc.I.T. - Regular - P-2014 - Third Year Sixth Semester	5	1	2	0	0	2	20	73
B.B.A.(with Credits) - Regular - Affiliated P-2018 - First Year Second Semester	1	0	0	1	0	0	0	76
B.Sc.(Comp. Sci.) - Regular - P-2014 - Third Year Fifth Semester	6	4	0	2	0	0	66	89



M.Sc. Computer Science(with Credits) - Regular - Affiliated P-2015 - M.Sc. Computer Science First year Second Semester	6	3	0	2	0	1	50	64
B.B.A.(with Credits) - Regular - Affiliated P-2018 - Second Year Third Semester	6	3	0	2	0	1	50	71
M.P.M.(with Credits) - Regular - Affiliated P-2015 - Master of Personnel Management(M.P.M.) Second Year Third Semester	4	3	0	1	0	0	75	66
B.Sc.(Comp. Sci.) - Regular - P-2014 - Second Year Third Semester	11	8	0	0	1	2	72	79
B.Sc.I.T. - Regular - P-2014 - Second year Fourth Semester	6	4	2	0	0	0	66	84
B.Sc.(Comp. Sci.) - Regular - P-2014 - Second Year Fourth Semester	5	3	2	0	0	0	60	66
M.Sc. Computer Science(with Credits) - Regular - Affiliated P-2015 - M.Sc. Computer Science First year First Semester	2	1	0	0	0	4	50	64
B.Sc.I.T. - Regular - P-2014 - Third Year Fifth Semester	6	3	0	3	0	0	50	91





**Term Wise College/Faculty/Department Level Pass Fail Result Statistics**  
**Exam Event: Apr/May-2022**  
**Radhai College,Aurangabad**

Course Name	Total Seat Generated	Passes	Fail	Fail ATKT	Absent	Holdback Count	Institute Passing Percentage	University Passing Percentage
B.Sc.(Comp. Sci.) - Regular - P-2014 - First Year Second Semester	15	1	13	0	0	2	6	39
B.B.A.(with Credits) - Regular - Affiliated P-2018 - First Year Second Semester	2	1	0	1	0	0	50	30
B.C.A.(with Credits) - Regular - Affiliated P-2018 - Third Year Sixth Semester	5	0	5	0	0	0	0	45
M.P.M.(with Credits) - Regular - Affiliated P-2020 - First Year Second Semester	16	7	0	8	0	5	43	62
B.C.A.(with Credits) - Regular - Affiliated P-2018 - First Year First Semester	8	0	0	8	0	0	0	19
M.Sc. Computer Science(with Credits) - Regular - Affiliated P-2015 - M.Sc. Computer Science First year Second Semester	2	0	0	1	0	2	0	42

B.Sc.I.T. - Regular - P-2014 - Third Year Fifth Semester	3	2	0	1	0	0	66	69
M.Sc. Computer Science(with Credits) - Regular - WEF 2021-22 - First Year Second Semester	21	8	0	13	0	0	38	59
B.Sc.(Comp. Sci.) - Regular - P-2014 - First Year First Semester	6	0	0	5	1	0	0	46
B.C.A.(with Credits) - Regular - Affiliated P-2018 - First Year Second Semester	13	0	0	12	0	1	0	20
B.Sc.(Comp. Sci.) - Regular - P-2014 - Second Year Fourth Semester	8	1	6	0	0	1	12	53
B.Sc.I.T. - Regular - P-2014 - Second Year Fourth Semester	2	0	2	0	0	0	0	19
B.Sc.I.T. - Regular - P-2014 - Third Year Sixth Semester	3	0	3	0	0	0	0	57
B.B.A.(with Credits) - Regular - Affiliated P-2018 - Second Year Third Semester	3	0	0	3	0	0	0	51



M.Sc. Computer Science(with Credits) - Regular - Affiliated P-2015 - M.Sc. Computer Science First year First Semester	3	1	0	0	0	0	0	3	33	26
B.Sc.(Comp. Sci.) - Regular - P-2014 - Second Year Third Semester	1	0	0	1	0	0	0	0	0	59
B.C.A.(with Credits) - Regular - Affiliated P-2018 - Third Year Fifth Semester	1	0	0	0	0	0	1	0	0	50
B.C.A.(with Credits) - Regular - Affiliated P-2018 - Second Year Fourth Semester	4	0	0	4	0	0	0	0	0	36
M.Sc. Computer Science(with Credits) - Regular - Affiliated P-2015 - M.Sc. Computer Science Second year Fourth Semester	12	5	5	0	0	0	1	50	82	
M.P.M.(with Credits) - Regular - Affiliated P-2015 - Master of Personnel Management(M.P.M.) Second Year Fourth Semester	1	0	0	0	0	0	0	0	0	0
B.B.A.(with Credits) - Regular - Affiliated P-2018 - Third Year Sixth Semester	5	2	3	0	0	0	0	40	78	
M.P.M.(with Credits) - Regular - Affiliated P-2020 - First Year First Semester	2	0	0	2	0	0	0	0	0	0

B.Sc.(Comp. Sci.) - Regular - P-2014 - Third Year Fifth Semester	1	0	0	1	0	0	0	70
M.Sc. Computer Science(with Credits) - Regular - Affiliated P-2015 - M.Sc. Computer Science Second year Third Semester	3	1	0	1	0	1	33	54
B.B.A.(with Credits) - Regular - Affiliated P-2018 - Third Year Fifth Semester	2	1	0	1	0	0	50	80
B.Sc.(Comp. Sci.) - Regular - P-2014 - Third Year Sixth Semester	5	1	4	0	0	0	20	70
B.B.A.(with Credits) - Regular - Affiliated P-2018 - Second Year Fourth Semester	6	0	0	6	0	0	0	34
M.Sc. Computer Science(with Credits) - Regular - WEF 2021-22 - First year First Semester	1	1	0	0	0	0	100	70
M.P.M.(with Credits) - Regular - Affiliated P-2020 - Second Year Fourth Semester	11	5	6	0	0	0	45	60
B.B.A.(with Credits) - Regular - Affiliated P-2018 - First Year First Semester	1	0	0	1	0	0	0	39

M.P.M.(with Credits) - Regular - Affiliated P-2020 - Second Year Third Semester	2	1	0	1	0	0	0	50	50
---	---	---	---	---	---	---	---	----	----